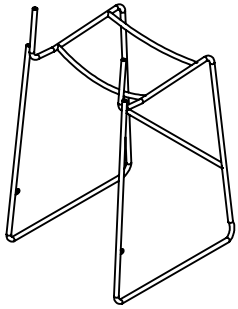




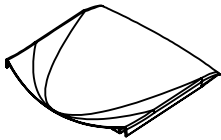
PERFORMANCE

Model 3085 Bistro bar stool


Parts Listing



A
Chair Base
1 Unit



B
Chair Seat
1 Unit



C
Chair Back
1 Unit



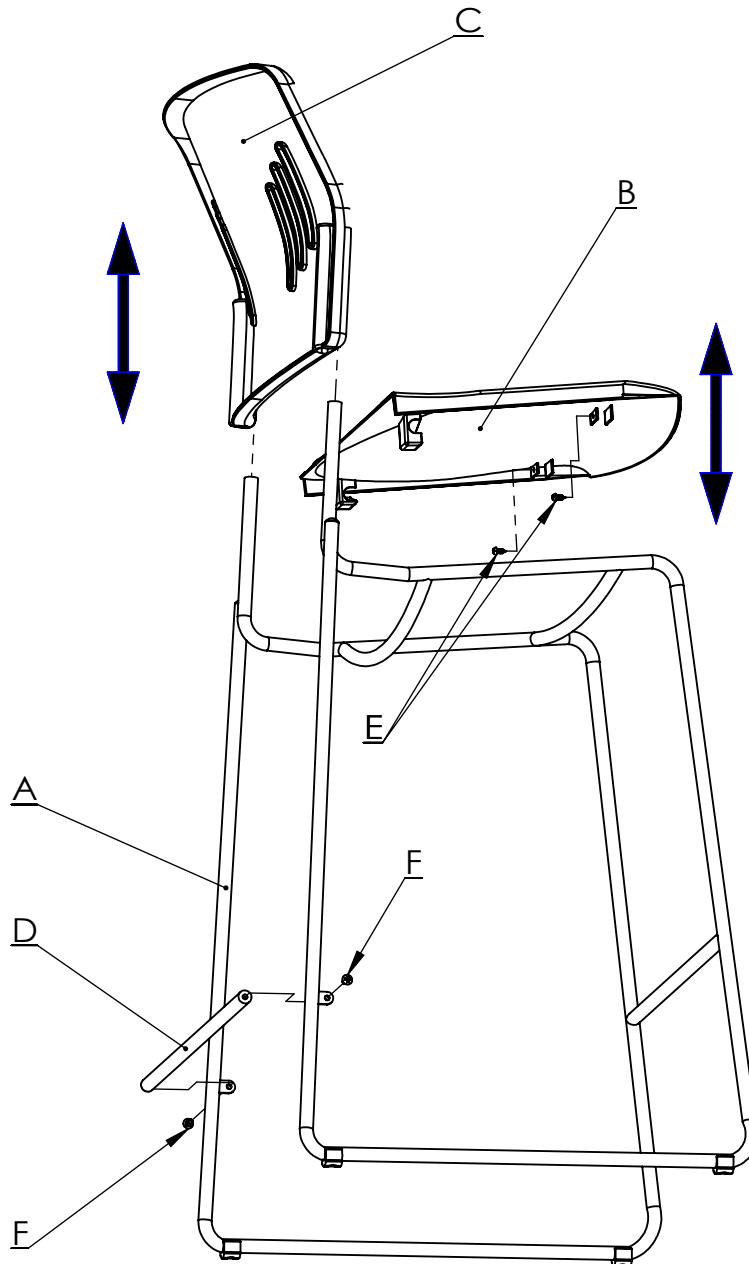
D
Bar
1 Unit



E
Screws
2 Units



F
Bolts
2 Units



Assembly Instructions

Tools Needed: Phillips Head Screwdriver

Please read all instructions before assembly.

Step 1:

Place Chair Seat (B) onto Chair Base (A), and align screw holes. Insert Screws (E) to secure. Tighten with a screwdriver.

Step 2:

Slide Chair Back (C) onto posts of Chair Base (A), with the same speed on both sides. The bottom of Chair Back (C).

should approximate the black cap to ensure fully fitted

Step 3:

Remove Bolts (F) from Bar (D), align Bar (D) with rings on the back legs of Chair Base (A).

Insert Bolts (F) to secure. Tighten with a screwdriver.

WEIGHT CAPACITY: 250 lbs.

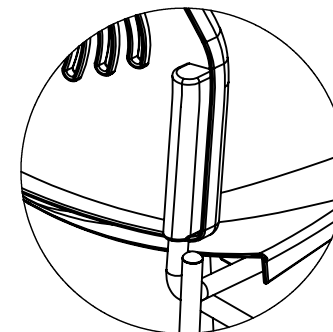
Assembly Notes:

During assembly, hand tighten screw only.

When all screws are in place, you may then tighten all screws completely.

CAUTION:

1. Do not use this chair as a step ladder.
2. Check for loose screws and tighten them every 6 months.



Chair Back approximate the black cap to ensure attached completely